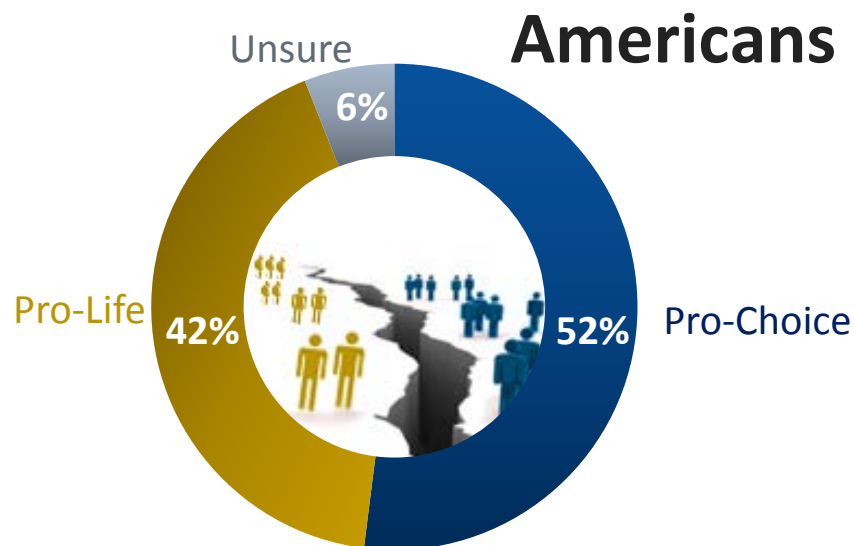




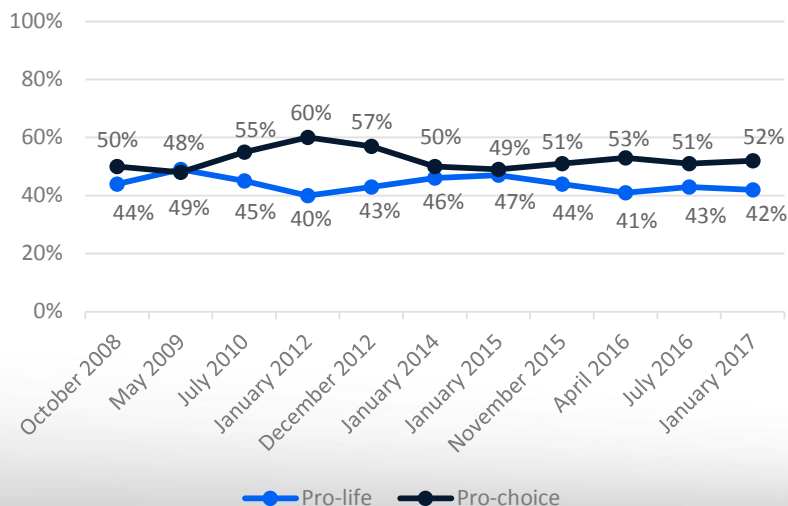
Americans' Opinions on Abortion

January 2017

When asked to align with one side of the abortion debate, a majority of Americans describe themselves as pro-choice.



On the issue of abortion, do you consider yourself pro-life or pro-choice?



	Pro-Life	Pro-Choice	Unsure
Independent	41%	53%	5%
Democrat	23%	72%	5%
Republican	69%	27%	4%
Trump Supporters	69%	27%	4%
Clinton Supporters	20%	75%	5%
African American	38%	55%	7%
Latino	44%	50%	6%
White	43%	52%	5%

Six in ten pro-life Americans strongly identify with their position compared with 52% who consider themselves pro-choice.

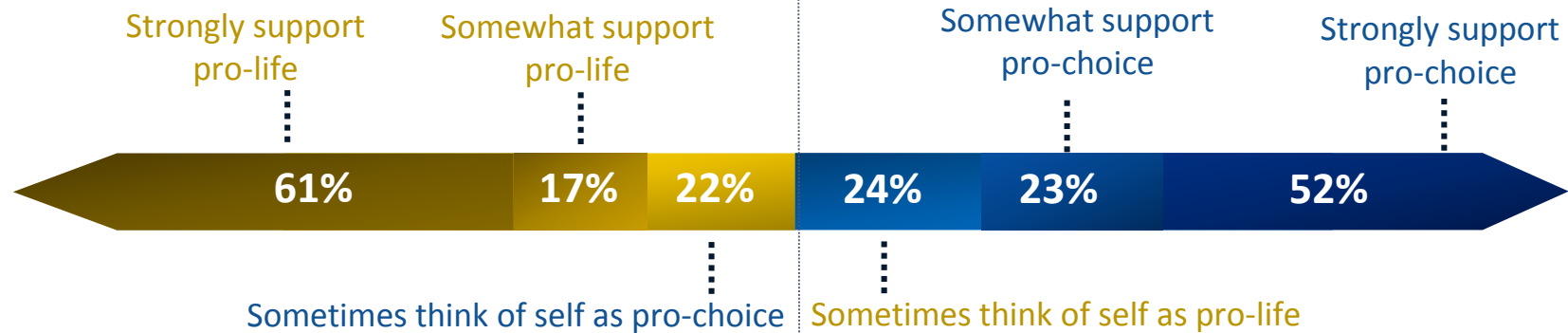


Do you strongly support the pro-life view, somewhat support it, or do you sometimes think of yourself as pro-choice?

Do you strongly support the pro-choice view, somewhat support it, or do you sometimes think of yourself as pro-life?

Pro-Life Americans

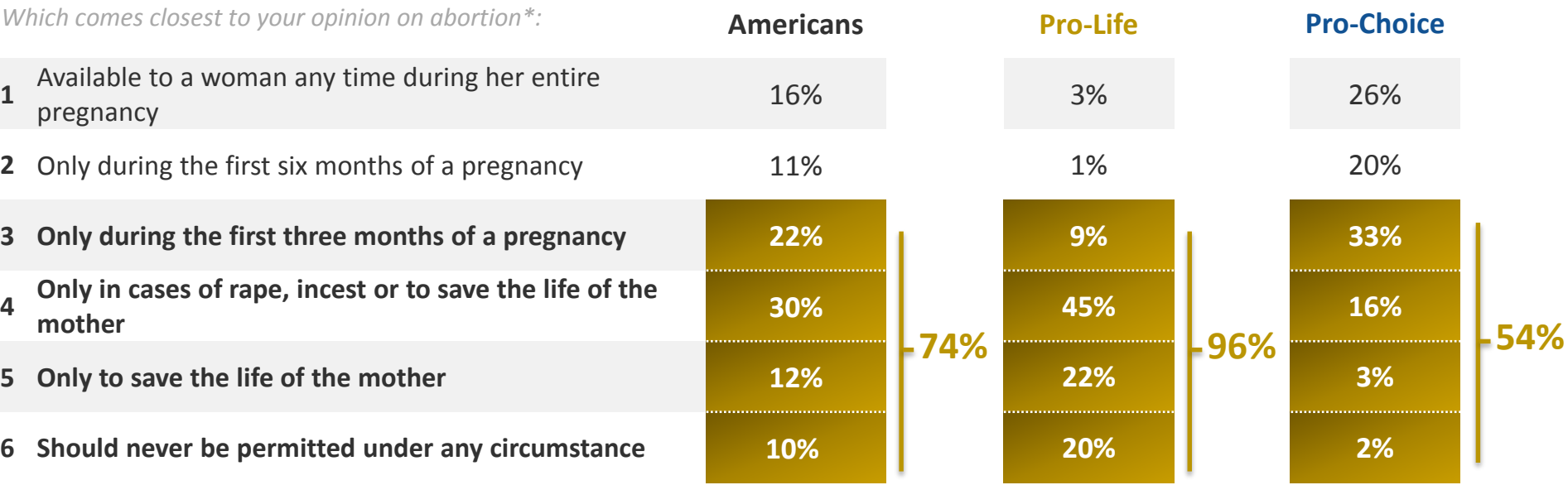
Pro-Choice Americans



There is stronger intensity of support among Americans who describe themselves as pro-life than among those who consider themselves pro-choice, regardless of age, gender, or race.

Nearly three in four Americans, including a majority of pro-choice residents, want significant restrictions on abortion.

Which comes closest to your opinion on abortion*:



**Which ONE of the following statements comes closest to your opinion on abortion: One, abortion should be available to a woman any time she wants one during her entire pregnancy, Two, abortion should be allowed only during the first six months of a pregnancy, Three, abortion should be allowed only during the first three months of a pregnancy, Four, abortion should be allowed only in cases of rape, incest or to save the life of the mother, Five, abortion should be allowed only to save the life of the mother, Six, abortion should never be permitted under any circumstance?*

Most Americans who practice a religion, 85%, and nearly two-thirds of those who do not practice their faith, 64%, want considerable restrictions on abortion.

Regardless of race, political party, or candidate support, a majority of Americans want to restrict abortion.

Which comes closest to your opinion on abortion*:

	Available to a woman any time during her entire pregnancy	Only during the first six months of a pregnancy	Want significant restrictions	Only during the first three months of a pregnancy	Only in cases of rape, incest or to save the life of the mother	Only to save the life of the mother	Should never be permitted under any circumstance
Independent	15%	13%	72%	26%	30%	9%	7%
Democrat	26%	16%	58%	24%	21%	7%	6%
Republican	5%	4%	90%	18%	36%	21%	15%
Trump Supporters	5%	4%	91%	19%	38%	19%	15%
Clinton Supporters	27%	18%	55%	25%	20%	5%	5%
African American	14%	7%	79%	23%	36%	11%	9%
Latino	14%	7%	79%	22%	31%	9%	17%
White	16%	12%	71%	22%	28%	12%	9%

*Which ONE of the following statements comes closest to your opinion on abortion: One, abortion should be available to a woman any time she wants one during her entire pregnancy, Two, abortion should be allowed only during the first six months of a pregnancy, Three, abortion should be allowed only during the first three months of a pregnancy, Four, abortion should be allowed only in cases of rape, incest or to save the life of the mother, Five, abortion should be allowed only to save the life of the mother, Six, abortion should never be permitted under any circumstance?

Nearly eight in ten African Americans and Latinos want restrictions on abortion. 71% of whites agree.

Also of note, majorities of Democrats and Clinton supporters want significant restrictions.

Americans who support abortion limits want the U.S. Supreme Court to rule on these restrictions.



Would you like the U.S. Supreme Court to rule to allow these restrictions, or not?



No

Yes, rule to allow

Keep laws the same

25%

74%

1%

Yes, rule to allow

Three, abortion should be allowed only during the first three months of a pregnancy

Four, abortion should be allowed only in cases of rape, incest or to save the life of the mother

Five, abortion should be allowed only to save the life of the mother

Six, abortion should never be permitted under any circumstance

Americans Seeking Restrictions

62%

77%

83%

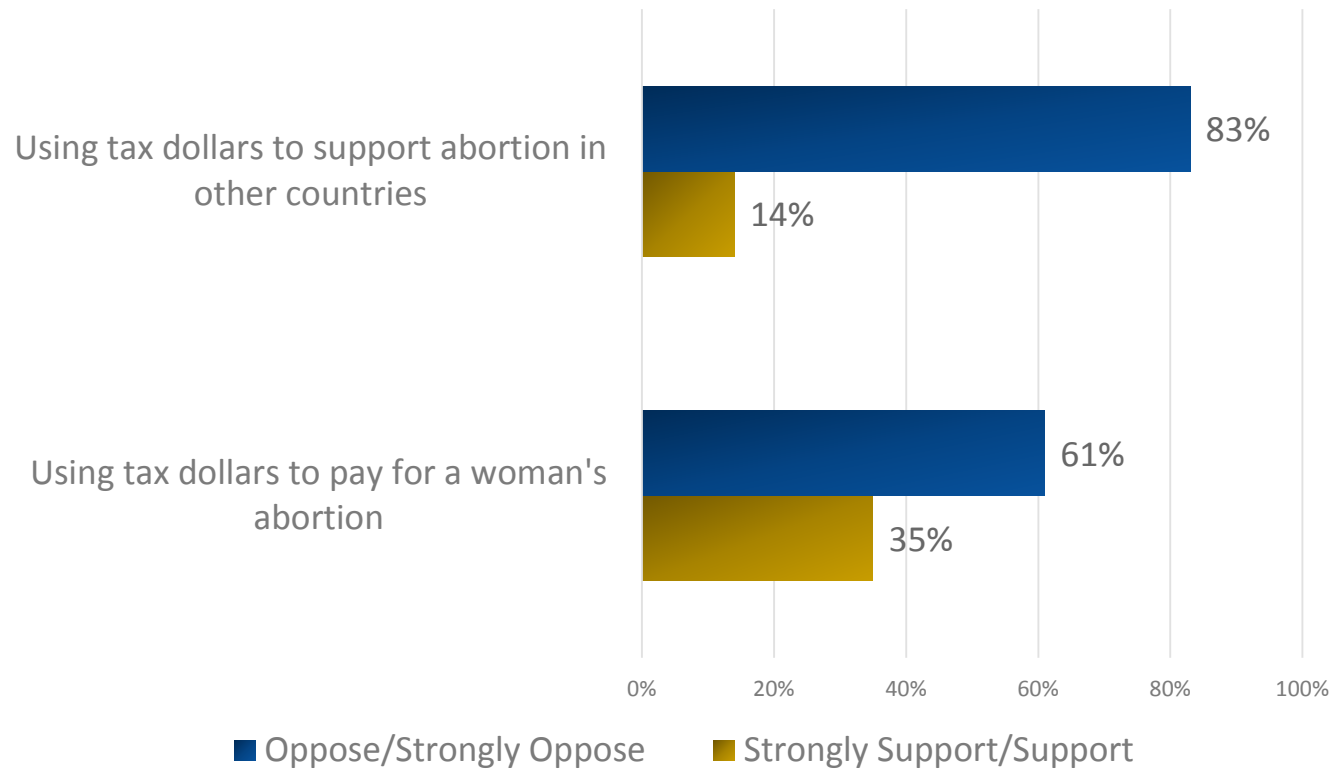
77%

Americans overwhelmingly oppose using tax dollars to fund abortions abroad, and 61% oppose public funding in the U.S.



Please tell me if you strongly support, support, oppose, or strongly oppose each of the following:

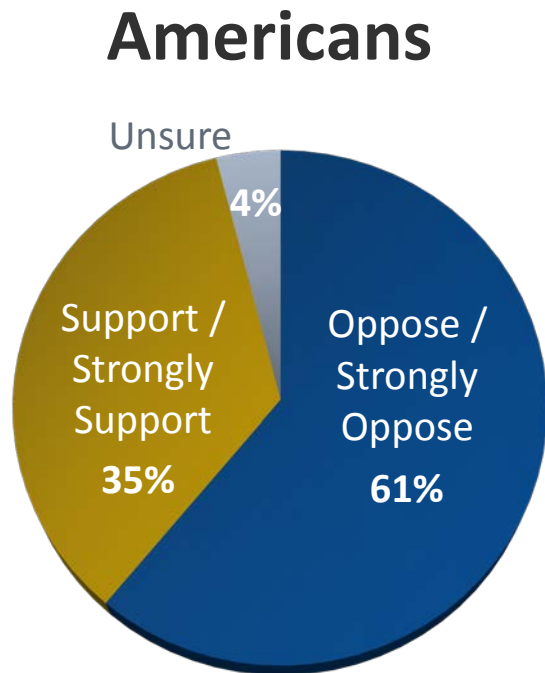
Americans' Views on Funding



There is significant opposition to using tax monies to fund abortion services internationally among Republicans, independents, and Democrats.

Notable proportions of Democrats and Clinton backers oppose tax payer funding of abortion. Opposition spans racial differences.

Please tell me if you strongly support, support, oppose, or strongly oppose using tax dollars to pay for a woman's abortion.

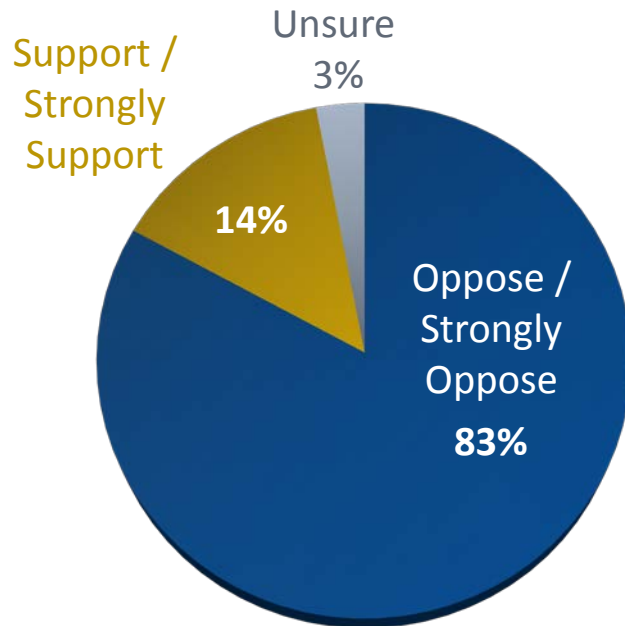


	Support / Strongly Support	Oppose / Strongly Oppose	Unsure
Pro-Life	12%	85%	3%
Pro-Choice	56%	40%	4%
Independent	37%	59%	3%
Democrat	54%	41%	6%
Republican	13%	87%	1%
Trump Supporters	13%	87%	1%
Clinton Supporters	57%	39%	4%
African American	38%	56%	6%
Latino	36%	60%	4%
White	33%	63%	3%

Regardless of abortion stance, political view, or race, Americans oppose subsidizing abortions in other countries.

Please tell me if you strongly support, support, oppose, or strongly oppose using tax dollars to support abortion in other countries.

Americans

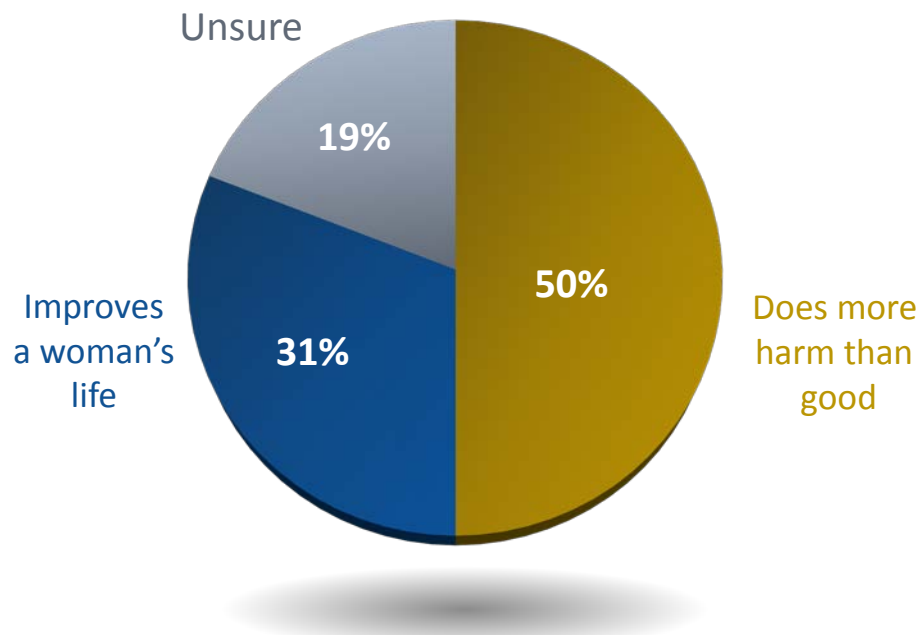


	Support / Strongly Support	Oppose / Strongly Oppose	Unsure
Pro-Life	4%	95%	2%
Pro-Choice	22%	73%	4%
Independent	11%	86%	3%
Democrat	24%	70%	6%
Republican	4%	94%	1%
Trump Supporters	4%	95%	1%
Clinton Supporters	24%	70%	6%
African American	11%	85%	4%
Latino	16%	81%	3%
White	13%	83%	3%

Half of Americans think abortion has a negative, long-term impact on a woman's life, and nearly one in five are unsure.

In the long run, do you believe having an abortion improves a woman's life or in the long run do you believe abortion does more harm than good to a woman?

Americans



Notable proportions of pro-choice supporters, Democrats, and Clinton supporters also perceive a negative long-term impact of having an abortion.

Regardless of race, at least half of Americans share this view.

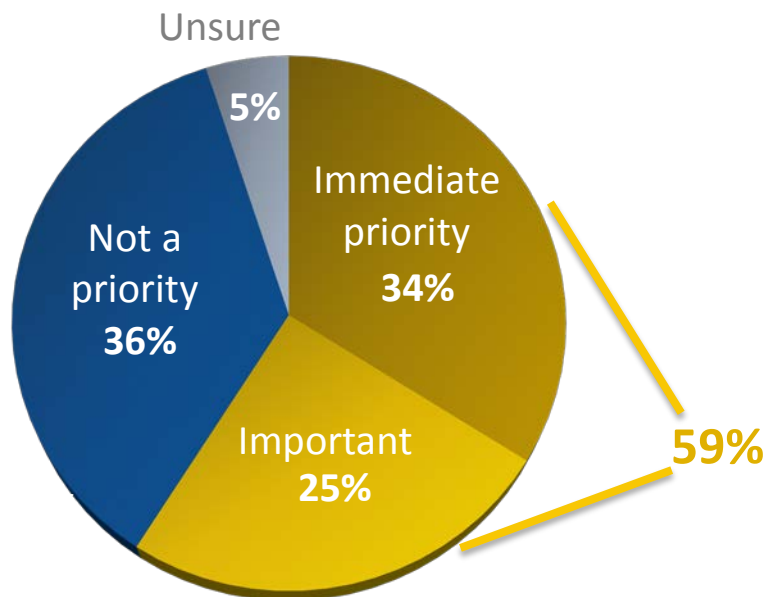
	Improves a woman's life	Does more harm than good	Unsure
Pro-Life	6%	82%	12%
Pro-Choice	53%	25%	22%
Independent	32%	48%	20%
Democrat	46%	32%	22%
Republican	12%	76%	13%
Trump Supporters	13%	74%	13%
Clinton Supporters	49%	30%	21%
African American	29%	55%	16%
Latino	31%	52%	17%
White	32%	50%	19%

Nearly six in ten Americans, including more than one-third who consider it to be an immediate priority, want to limit abortion.



Thinking about specific policy issues, do you think it is an immediate priority, important but not an immediate priority, or not a priority to do each of the following: Limit abortion to during the first three months of pregnancy except to save the life of the mother?

Americans

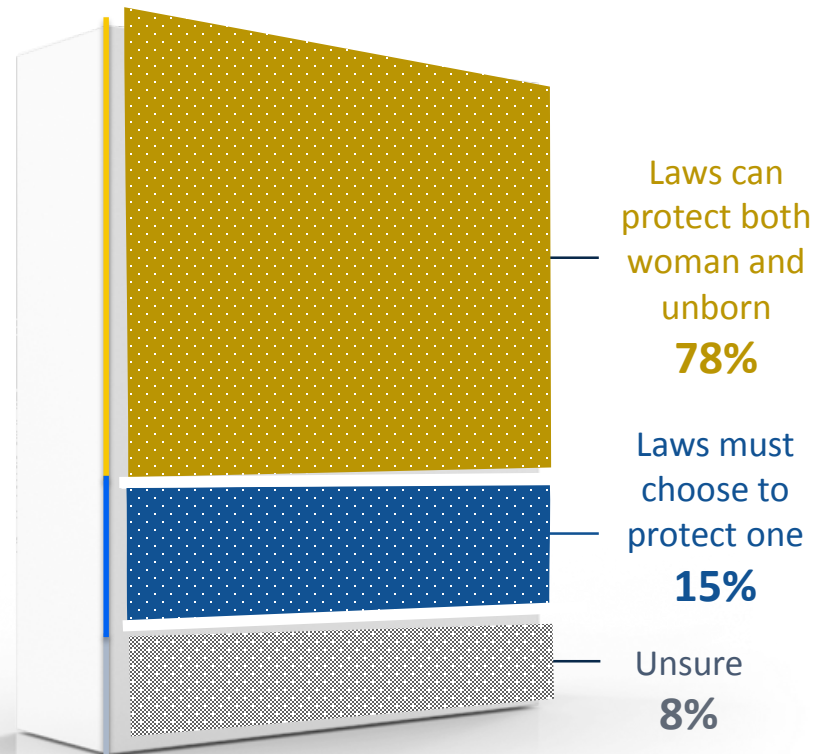


	Immediate priority	Important but not an immediate priority	Not a priority	Unsure
Pro-Life	53%	27%	16%	5%
Pro-Choice	19%	25%	53%	3%
Independent	28%	27%	40%	5%
Democrat	24%	23%	48%	4%
Republican	52%	26%	17%	4%
Trump Supporters	49%	28%	18%	5%
Clinton Supporters	22%	21%	53%	4%
African American	38%	29%	26%	7%
Latino	33%	30%	34%	3%
White	36%	23%	37%	4%

Laws can protect both a woman and the life of the unborn, say most Americans.

Which statement comes closer to your view: One, it is possible to have laws which protect both the health and well-being of a woman and the life of the unborn; or two, it is necessary for laws to choose to protect one and not the other?

Americans



Regardless of one's stance on the abortion issue, practice of one's faith, race, political affiliation, or candidate support, more than seven in ten say laws do not have to choose.

Nearly six in ten Americans consider abortion to be morally wrong.

Regardless of whether or not you think it should be legal, do you believe that, in general, abortion is morally acceptable or morally wrong?

Americans

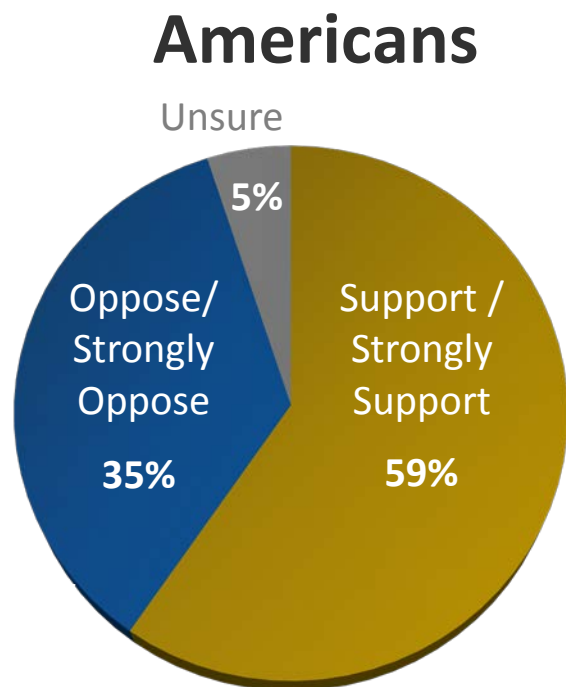


	Morally acceptable	Morally wrong	Not a moral issue
Pro-Life	9%	90%	1%
Pro-Choice	66%	31%	2%
Independent	40%	59%	2%
Democrat	57%	40%	3%
Republican	18%	81%	1%
Trump Supporters	18%	80%	1%
Clinton Supporters	61%	37%	3%
African American	35%	63%	2%
Latino	37%	62%	2%
White	40%	58%	2%

While Republicans and Trump supporters are more likely than Democrats and Clinton supporters to say abortion is morally unacceptable, still, about four in ten Democrats and Clinton backers agree abortion is unethical. There is a strong consensus that abortion is morally wrong regardless of race.

Almost six in ten Americans support banning abortions after 20 weeks of pregnancy.

Please tell me if you strongly support, support, oppose, or strongly oppose banning abortions after 20 weeks of pregnancy except to save the life of the mother.



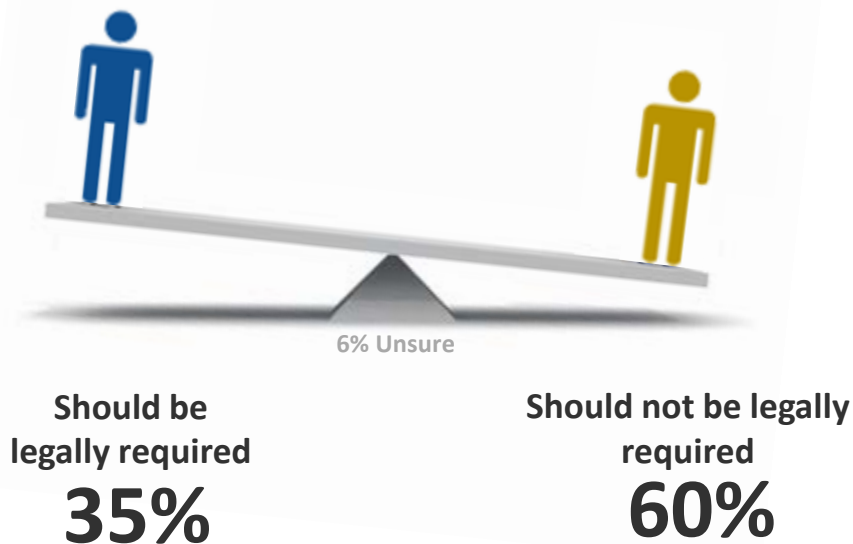
	Support / Strongly Support	Oppose / Strongly Oppose	Unsure
Pro-Life	65%	31%	4%
Pro-Choice	56%	39%	5%
Independent	59%	36%	6%
Democrat	49%	45%	6%
Republican	70%	27%	3%
Trump Supporters	68%	27%	4%
Clinton Supporters	49%	45%	6%
African American	63%	32%	4%
Latino	58%	38%	5%
White	58%	37%	5%

The proportion of Americans who favor banning abortions after 20 weeks is up from 53% in April 2016.

Most Americans think medical professionals with moral objections should not be legally required to provide abortion services.

Do you think doctors, nurses or organizations who have moral objections to abortion should or should not be legally required to perform or provide insurance coverage for abortions?

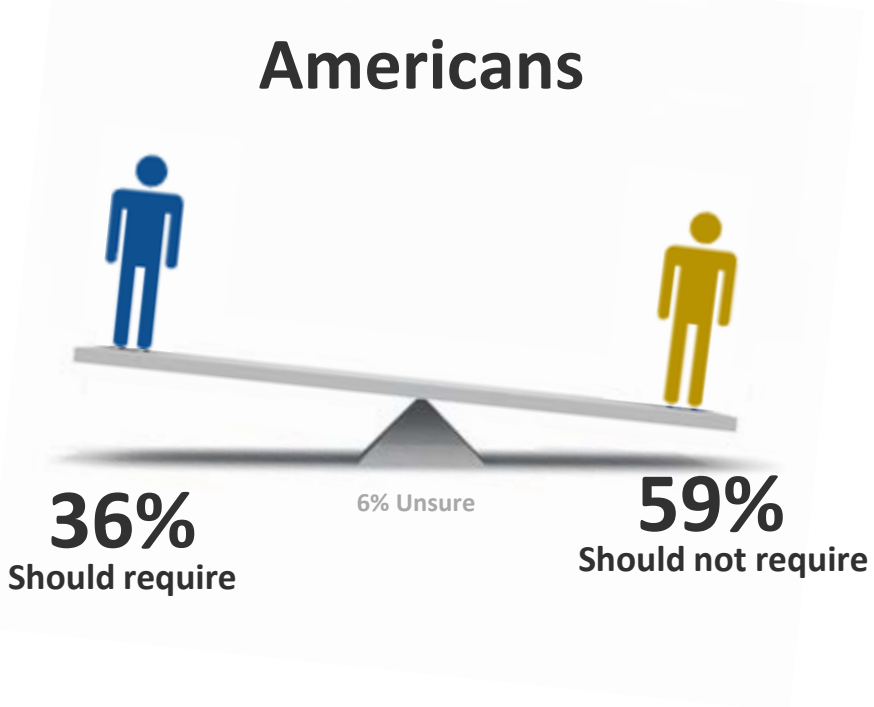
Americans



	Should be legally required	Should not be legally required	Unsure
Pro-Life	16%	80%	4%
Pro-Choice	50%	45%	5%
Independent	33%	62%	5%
Democrat	52%	40%	8%
Republican	15%	82%	3%
Trump Supporters	16%	81%	3%
Clinton Supporters	54%	39%	8%
African American	43%	50%	7%
Latino	37%	59%	4%
White	31%	64%	6%

Nearly six in ten Americans think businesses and insurers with moral objections should not be required to cover abortion costs.

Do you think government regulations should require or should not require all businesses and their insurers who have religious or moral objections to cover the cost of abortion as a part of their health services for women?



	Should require	Should not require	Unsure
Pro-Life	18%	78%	4%
Pro-Choice	51%	43%	6%
Independent	34%	60%	6%
Democrat	54%	38%	8%
Republican	16%	81%	3%
Trump Supporters	15%	82%	3%
Clinton Supporters	55%	38%	7%
African American	41%	53%	6%
Latino	39%	57%	4%
White	34%	61%	6%

How the Study was Conducted



- This study was undertaken by The Knights of Columbus and conducted by the Marist Institute for Public Opinion located at Marist College in Poughkeepsie, New York
- This report presents the findings from a random digit dial telephone survey conducted in English or Spanish of 2,729 Americans, including both landline and cell phone sampling frames
- Reports for Americans have a margin of error of ± 1.9 percentage points
- Data were collected in December 2016
- Analysis of sub-groups is included when noteworthy and/or statistically different
- Please note that some totals may not add to 100% due to rounding

Methodology Statement

- This survey of 2,729 adults was conducted December 12, 2016 through December 19, 2016 by The Marist Poll sponsored and funded in partnership with The Knights of Columbus. Adults 18 years of age and older residing in the continental United States were interviewed in English or Spanish by telephone using live interviewers.
- Landline telephone numbers were randomly selected based upon a list of telephone exchanges from throughout the nation from ASDE Survey Sampler, Inc. The exchanges were selected to ensure that each region was represented in proportion to its population. Respondents in the household were selected by asking for the youngest male. To increase coverage, this landline sample was supplemented by respondents reached through random dialing of mobile numbers from Survey Sampling International. After the interviews were completed, the two samples were combined and balanced to reflect the 2013 American Community Survey 1-year estimates for age, gender, income, race, and region.
- The results are statistically significant at ± 1.9 percentage points. The error margin was not adjusted for sample weights and increases for cross-tabulations.

Contact Information



Knights of Columbus Headquarters

Mr. Carl Anderson, Supreme Knight

Mr. Andrew Walther, Vice President,
Communications and Strategic
Planning

1 Columbus Plaza
New Haven, CT 06510
(203) 752-4253

The Knights of Columbus is one of the nation's premiere volunteer and charitable organizations. Last year, Knights worldwide donated more than 73.5 million hours, and more than \$175 million to charitable causes in communities throughout the Americas, as well in Europe and Asia. From helping children in need, to providing wheelchairs for the disabled, to helping stock food banks, to offering top-rated and affordable life insurance to its members, the Knights has been at the service of the community for more than 130 years, and is the world's largest Catholic service organization.



Marist College Institute for Public Opinion

Lee M. Miringoff, PhD

Barbara L. Carvalho, PhD

Marist College
3399 North Road
Poughkeepsie, NY 12601
(845) 575-5050

Founded in 1978, The Marist College Institute for Public Opinion (MIPO) is a survey research center at Marist College in Poughkeepsie, New York. The Marist Poll has conducted independent research on public priorities, elections, and a wide variety of social issues. The Marist Poll regularly partners with NBC News and *The Wall Street Journal* to conduct scientific public opinion polls in key electoral battleground states. It joins with McClatchy to take the pulse of the country, and with MSNBC and Telemundo to measure public opinion on issues important to the Latino community.